

Teacher's Lesson Flow: He Came Near (Vayeegash) וַיֵּגֵשׁ

Genesis 44:18-47:27 ~ Ezekiel 37:15-28 ~ Matthew 23-25

Life Verse: Ezekiel 37:21 Complete Jewish Bible (CJB)

²¹ Then say to them that Adonai ELOHIM (LORD God) says:

'I will take the people of Israel from among the nations where they have gone and gather them from every side and bring them back to their own land.

5.

Reinforcing the WORD to build "Banah" lives

- Prayer and Praise to Thank YHVH God.
- Read aloud Life Verse: Ezekiel 37:21
- Read aloud Hebrew letters and vocabulary.
- How does Joseph show God's forgiveness?
- Who is in control of what happens in our lives?
- What happened in 1948 that shows the LORD God keeps His Promises?
- How do you prepare for Yeshua's return?

4.

New Testament "B'rit Chadashah"

- Warnings and God's Promise - Matthew 23-24
- Preparing for Yeshua's return to earth. -Matthew 24:42-44
- Game or Activity

**God
Does Not
Forget;
You Can Count
on HIS
Promises!**

1.

PRAISE "Hallel"

- Welcome and Name Tags
- Prayer and Praise to the Lord Including the Fruit of the Spirit definition and Hebrew Praise Word.
- Life Verse Practice
- Hebrew Writing Practice
- Read Story

Start Here

3.

Prophets/Writings "Haftarah"

- The God's promise of people return to land of Israel -Ezekiel 37:21-22

Children's work pages begin here!

2.

God's Teachings/Law - "Torah"

- Joseph and brothers re-unite -Genesis 45:1-10
- Brothers return to Canaan -Genesis 45: 22-28
- God's promise - Genesis 46:2-4
- Provision in Egypt -Genesis 47:2-7

Teacher's Special Instructions

We start with a lesson on the Hebrew language. We will both write and speak Hebrew.

We do this for two reasons:

- 1) All students are at the same level in learning a new language, and they enjoy it.
- 2) It gives the students a chance to learn biblical truths embedded in the original language of the Hebrew Scriptures (Old Testament). Start by pointing out they are used to reading from left to right, but Hebrew reads from right to left. They also will need to write Hebrew from right to left.

Materials:

- a. White board, black board or large easel and paper
- b. Markers
- c. Handouts or writing paper for the students
- d. Pens or pencils for the students

Vayigash (He came near)

Salak (forgive, pardon)

Preparation:

- a. Choose 2 or 3 Hebrew words from the Hebrew writing page(s). On the board, write the words in English and in the transliterated form given in the left column of the Hebrew writing page(s).
- b. Leave space to write the word in Hebrew.
- c. Explain that the letters they see on the page are written in book print like they might see on a sign, or that they would print themselves.
- d. The words used on their Hebrew writing pages are all words that are related to each individual lesson. Generally, a Hebrew word is chosen from the lesson and emphasized each week, both to teach character and increase understanding of the concepts being taught. We also teach various names of the Triune God in Hebrew. New words are listed in the box to the right above.

Israeli street sign



Procedure:

- a. Demonstrate the writing procedure of two or three of Hebrew words on the board. Have the students follow your directions on their work pages. Be sure to point out the special features of each letter.
- b. Then have the students try a few words on their own, or complete the rest of the page. The ability to finish the whole exercise will depend on how much time you have. (2 to 5 minutes time is needed to finish the page.)
- c. Walk around and help those who may be struggling with the concepts.
- d. Many times students have caught on quickly and will be able to do this on their own.

Games/Activities: Normally games are played after children's work pages are complete.

See: Aleph-Bet Hebrew Letter Practice: 10 "Words" Commandments (Trace and Write) on page 214.

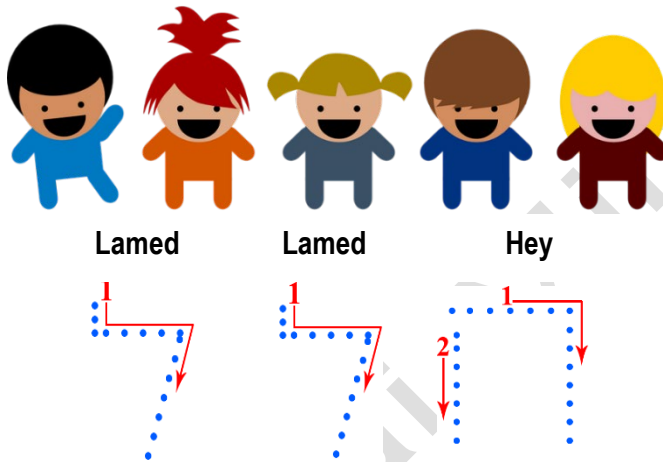
Prayer and to the Lord (Thank you ...Bless you...)

KINDNESS: Thank you, Lord, that **Your Holy Spirit helps me to think of others and treat them like I want to be treated** – with kindness!

1. Let's thank God for one thing He has blessed you with this week.

Write you thank you here: _____

PRAISE is a way to THANK GOD for HIS Goodness to us and others.



Praise word: Halel

SHOW JOY AND CELEBRATE. Hallel is a primary Hebrew root word for praise. Our word “hallelujah” comes from this root word. It means “to be clear, to shine, to boast, to show, to rave and celebrate.” The Hebrew letters in the Hebrew word “Praise” (Hallel) mean Behold, the tongue, the tongue is created to Praise!

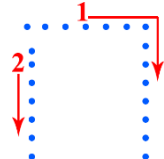

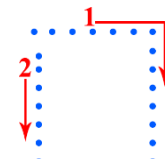

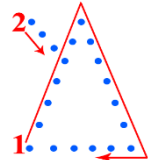

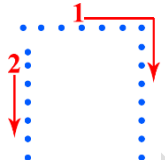
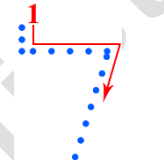
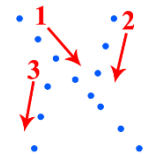
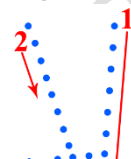

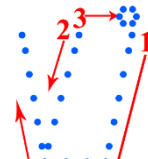

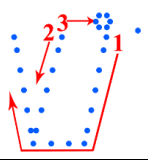
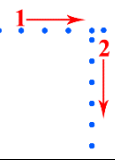

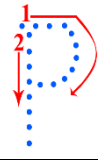
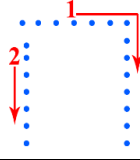
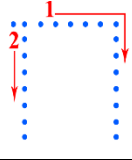

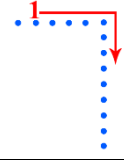
Psalm 113:1-3 (NKJV)

- ¹ Praise the LORD. Praise the LORD, you his servants; praise the name of the LORD.
- ² Let the name of the LORD be praised, both now and forevermore.
- ³ From the rising of the sun to the place where it sets, the name of the LORD is to be praised.

Life Verse Practice: Ezekiel 37:21 Complete Jewish Bible (CJB) (Say, Sing or Game to Practice)

²¹ Then say to them that *Adonai ELOHIM* (LORD God) says:

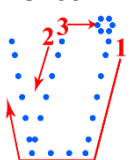
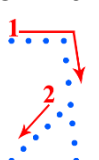


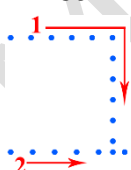
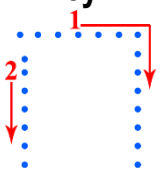
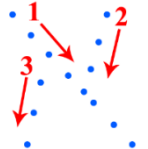
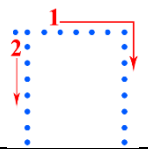
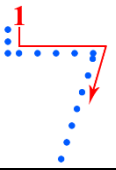
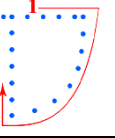
‘I will take the people of Israel from among the nations where they have gone and gather them from every side and bring them back to their own land.

Hebrew/English	Write and read Hebrew from right to left ← ← Start here
Adonai, (LORD / YHVH The Name, The Merciful One)	<div style="display: flex; justify-content: space-around; align-items: center;"> <div style="text-align: center;"> <p>Hey</p>  </div> <div style="text-align: center;"> <p>Vav</p>  </div> <div style="text-align: center;"> <p>Hey</p>  </div> <div style="text-align: center;"> <p>Yood</p>  </div> </div>
Practice Writing	
ELOHIM Aloheem (Creator God)	<div style="display: flex; justify-content: space-around; align-items: center;"> <div style="text-align: center;"> <p>Mem</p>  </div> <div style="text-align: center;"> <p>Yood</p>  </div> <div style="text-align: center;"> <p>Hey</p>  </div> <div style="text-align: center;"> <p>Lamed</p>  </div> <div style="text-align: center;"> <p>Aleph</p>  </div> </div>
Practice Writing	
Yeshua (Salvation, Jesus) (Son of God)	<div style="display: flex; justify-content: space-around; align-items: center;"> <div style="text-align: center;"> <p>Ayin</p>  </div> <div style="text-align: center;"> <p>Vav</p>  </div> <div style="text-align: center;"> <p>Sheen</p>  </div> <div style="text-align: center;"> <p>Yood</p>  </div> </div>
Practice Writing	
Ruahk Hakodesh (Holy Spirit of God)	<div style="display: flex; justify-content: space-around; align-items: center;"> <div style="text-align: center;"> <p>Sheen</p>  </div> <div style="text-align: center;"> <p>Dalet</p>  </div> <div style="text-align: center;"> <p>Vav</p>  </div> <div style="text-align: center;"> <p>Qoof</p>  </div> <div style="text-align: center;"> <p>Hey</p>  </div> <div style="text-align: center;"> <p>Chet</p>  </div> <div style="text-align: center;"> <p>Vav</p>  </div> <div style="text-align: center;"> <p>Reysh</p>  </div> </div>
Practice Writing	

Forgiving?



Or
Angry

Hebrew /English	← Write and read Hebrew from right to left	← Start here
Vayegash (He came near)	<p>Sheen</p> 	<p>Gimmel</p>  <p>Yood</p>  <p>Vav</p> 
Practice Writing		
A-hav (Love)	<p>Vet</p> 	<p>Hey</p>  <p>Aleph</p> 
Practice Writing		
Salak (Forgive, pardon)	<p>Chet</p> 	<p>Lamed</p>  <p>Samech</p> 
Practice Writing		

AND HE APPROACHED - (Vayigash) ויגש

Genesis 44:18 - 47:27 ~ Ezekiel 37:15-28 ~ Matthew 23-25

We left our last Torah portion as Judah was pleading with Joseph for Benjamin's life, because if anything happened to Benjamin, it would kill their father. Of course, Judah did not know that he was actually speaking to Joseph, Benjamin's brother. What will Joseph say?

Joseph's heart must have been pounding as Judah pleaded for Benjamin. Joseph could take it no longer! Finally, he told everyone except his brothers to leave the room! And then, as he **wept** openly, **he told his brothers who he really was!!!** (Gen. 45:1-4) Now listen to what Joseph said to them and think about how his words reveal what is in his heart. Will his words say he is forgiving his brothers, or will they say he is angry with them? What would you say if you were Joseph? Listen now:

But now, don't be grieved or angry with yourselves because you sold me here: for God sent me before you to preserve life. This famine that has already lasted for 2 years, will still continue for 5 more years! God sent me before you to save your lives. So now it was not you who sent me here, but God; and He has made me a father to Pharaoh, and lord of all his house, and a ruler throughout all the land of Egypt. Hurry and go up to my father, and say to him, Thus says your son Joseph: God has made me lord of all Egypt; come down to me, do not tarry. You shall dwell in the land of Goshen, and you shall be near to me you and your children, your grandchildren, your flocks and your herds and all that you have. There I will provide for you.....(Gen.45:5-11)



Then he hugged his brother Benjamin and kissed him and wept. And he hugged all his other brothers and kissed them! (Gen.45:14,15)

Can you imagine how happy God's heart must have been when these things were happening with Joseph and his brothers?

What lessons can we learn from Joseph's words to his brothers and his attitude of forgiveness? Who is really in control of what happens in our lives? When we recognize that God is in control, how does it change our hearts?

There was still more good news for Joseph's family, because Pharaoh heard about Joseph's brothers being with him, and he was pleased! He told Joseph to bring his father and whatever he had. He said he would give them the best of the land and of the food!

So, Joseph loaded all his brothers with the food and clothes they needed for the journey back to Canaan. He gave them carts for the children and wives to ride on for the trip back. To Benjamin, he gave 5 changes of clothes and 300 pieces of silver. He sent 20 donkeys loaded with goods, grain, bread and food. Sending them off, he encouraged them saying, See that you do not become troubled along the way. (Gen. 45:16-24)

When they arrived at home and told their father about all that had happened and that **Joseph was alive**, Jacob, their father, felt like he was alive again!! He really wanted to see Joseph before he died.

God spoke these words to Jacob in a vision at night as he was leaving for Egypt: God called his name saying, Jacob, Jacob! And he said, Here I am. And He said, I am God, the God of your father; do not fear to go down to Egypt, for I will make of you a great nation there. I will go down with you to Egypt, and I will also surely bring you up again; and Joseph will surely put his hands on your eyes.(Gen.46:2-4)



And they began their journey down to Egypt. Once they arrived there, Joseph took 5 of his brothers in to talk with Pharaoh. Pharaoh welcomed them telling them to take the best of the land and made them the chief herdsman over his own livestock. Jacob then came in to see Pharaoh and Jacob blessed him. Why do you think Jacob blessed Pharaoh?(Gen.47:6,7)

Once his family was settled, Joseph then continued dealing with the famine. There was no bread in Egypt or Canaan. Joseph gathered all the money people had brought to purchase food and gave it to Pharaoh. Soon, people had no more money, so they traded their cattle for food. Then when all the people's cattle had been traded, they gave their land to Pharaoh for food, and said they would become his slaves just so they could eat! Pharaoh soon owned all the land of Egypt and he moved everyone except the priests into the cities.(Gen.47:13-26)

The people in Joseph's time endured great problems and lost everything they had because of the famine, but God had warned that this terrible famine was coming, and **God took care of his people through it.** What does this teach us about our God?

There is something else about our God – He remembers His promises. Just as Joseph’s family had been divided, and Joseph’s forgiveness brought them back together, the nation of Israel was divided and the people of Israel were scattered all over the world.

This was very hard for the people to have to leave their nation. But God brought them back together as one nation on the mountains of Israel! (Ezek. 37:21,22) And this is especially amazing because God has done exactly what He promised ***in our time***. On May 14, 1948, Israel became a nation again. It is not divided, it is one nation on the mountains of Israel! God keeps His Word! Why is it important that Israel is a nation again?




In Matthew 23-25, Yeshua warns us that very difficult times are ahead, but we are not to worry. He said we would know when these times were coming- we would have warnings - as we would see wars and pestilence and famines and earthquakes and the sun and moon would be darkened. These things would be warnings for us; BUT, there is great news in this too! Here is what Yeshua said:

So you also, when you see all these things, know that it is near, at the doors! Assuredly, I say to you, this generation will by no means pass away till all these things take place. (Matt. 24)

What did Yeshua mean when He said “it is near?” He is telling us that when we see all the signs He mentioned, that this would be **the time when HE WOULD COME BACK TO EARTH!** He said He would return in the times that all these hard things were happening. How can we focus on Yeshua’s return during hard times?

God warned Joseph, and Joseph prepared for what was coming. Jesus has warned us about what would happen just before He returned, and we need to be ready. We need to prepare our hearts to see Him, and we need to watch for His return. How are you preparing your heart to see Him? (Mat.24:42&44) He has chosen us to live in these exciting times when we could be ready for His return.

I hope that puts a smile on your face and in your hearts. Look UP!





What
will
Joseph say?



TORAH (God's Teachings / Law) Genesis 44:16-33 (NKJV)

¹⁶ Then Judah said, "What shall we say to my lord? What shall we speak? Or how shall we clear ourselves? God has found out the iniquity of your servants; here we are, my lord's slaves, both we and he also with whom the cup was found."

³⁰ "Now therefore, when I come to your servant my father, and the boy is not with us, since his life is bound up in the boy's life,

³¹ it will happen, when he sees that the boy is not with us, that he will die. So your servants will bring down the gray hair of your servant our father with sorrow to the grave.

³² For your servant became surety (guarantee) for the boy to my father, saying, 'If I do not bring him back to you, then I shall bear the blame before my father forever.'

³³ Now therefore, please let your servant remain instead of the boy as a slave to my lord, and let the boy go up with his brothers.

1. Confession means: (Circle the correct answer)
 - a) Admitting you did something wrong
 - b) Blaming someone else
2. "I will bear the _____."
3. Judah offered to become a _____ in Benjamin's place.
4. What did Judah want to protect his father from? (READ the circled answer)

How do his words reveal his heart?

Forgiving?

1. Circle the correct answer.

Or
Angry



TORAH (God's Teachings / Law) Genesis 45:1-7 (NIV)

45 Then Joseph could no longer control himself before all his attendants, and he cried out, "Have everyone leave my presence!" So there was no one with Joseph when he made himself known to his brothers. ² And he wept so loudly that the Egyptians heard him, and Pharaoh's household heard about it.

³ Joseph said to his brothers, "I am Joseph! Is my father still living?" But his brothers were not able to answer him, because they were terrified at his presence.

⁴ Then Joseph said to his brothers, "Come close to me." When they had done so, he said, "I am your brother Joseph, the one you sold into Egypt!

⁵ And now, do not be distressed and do not be angry with yourselves for selling me here, because it was to save lives that God sent me ahead of you.

2. Joseph said don't be _____ and do not be _____ with yourselves for selling me here.

⁶ For two years now there has been famine in the land, and for the next five years there will be no plowing and reaping. ⁷ But God sent me ahead of you to preserve for you a remnant on earth and to save your lives by a great deliverance.



3. How hard do you think it was for Joseph to forgive his brothers?
4. READ two reasons Joseph gave for God to have sent him to Egypt ahead of them.
5. Have you ever had to forgive someone?

Remnant = a smaller portion of the whole. (a small portion of the people on the earth)

TORAH (God's Teachings / Law) Genesis 45:8-10 (NIV)

⁸ “So then, it was not you who sent me here, but God. He made me father to Pharaoh, lord of his entire household and ruler of all Egypt.

⁹ Now hurry back to my father and say to him, ‘This is what your son Joseph says: **God has made me lord of all Egypt.** Come down to me; don’t delay.

¹⁰ You shall live in the region of Goshen and be near me—you, your children and grandchildren, your flocks and herds, and all you have.



1. Joseph tells them that the Lord has made him what over Egypt? (READ the circled answer)
2. How were Joseph’s words full of kindness? _____

3. Write or draw what you would say to someone who has done something wrong to you in this box.

TORAH (God's Teachings / Law) Genesis 45:22-24 (NIV)

²² To each of them he gave new clothing, but to Benjamin he gave three hundred shekels of silver and five sets of clothes.

²³ And this is what he sent to his father:

ten donkeys loaded with the best things of Egypt, and ten female donkeys loaded with grain and bread and other provisions for his journey.

²⁴ Then he sent his brothers away, and as they were leaving he said to them, “Don’t quarrel on the way!”

1. Circle all the gifts Joseph gave to his brothers and father to take back home.
(see verses 22 and 23)

TORAH (God's Teachings / Law) Genesis 45:22-28 (NIV)²⁵ So they went up out of Egypt and came to their father Jacob in the land of Canaan.²⁶ They told him, "Joseph is still alive! In fact, he is ruler of all Egypt." Jacob was stunned; he did not believe them.²⁷ But when they told him everything Joseph had said to them, and when he saw the carts Joseph had sent to carry him back, the spirit of their father Jacob revived.

²⁸ And Israel (Jacob) said, "I'm convinced! My son Joseph is still alive. I will go and see him before I die."

1. When Jacob saw all that Joseph had sent to carry him back to Egypt, Jacob's spirit revived and he said (READ the circled the answer).

2. Draw a picture of Jacob and Joseph's brothers returning to Egypt.

TORAH (God Teachings / Law) Genesis 46:2-4 (NIV)

² And God spoke to Israel in a vision at night and said, "Jacob! Jacob! "Here I am," he replied.³ "I am God, the God of your father," he said. "Do not be afraid to go down to Egypt, for I will make you into a great nation there.⁴ I will go down to Egypt with you, and I will surely bring you back again. And Joseph's own hand will close your eyes."


1. CIRCLE and READ the promise God made to Jacob.

TORAH God's Teachings / Law) Genesis 47:1-6 (NIV)

Joseph went and told Pharaoh, "My father and brothers, with their flocks and herds and everything they own, have come from the land of Canaan and are now in Goshen." ² He chose five of his brothers and presented them before Pharaoh.

³ Pharaoh asked the brothers, "What is your occupation?" "Your servants are shepherds," they replied to Pharaoh, "just as our fathers were." ⁴ They also said to him, "We have come to live here for a while, because the famine is severe in Canaan and your servants' flocks have no pasture. So now, please let your servants settle in Goshen."

⁵ Pharaoh said to Joseph, "Your father and your brothers have come to you, ⁶ and the land of Egypt is before you; settle your father and your brothers in the best part of the land. Let them live in Goshen. And if you know of any among them with special ability, put them in charge of my own livestock."



1. CIRCLE and READ what God provided for Joseph's family through Pharaoh.

HAFTARAH (Prophets / Writings) Ezekiel 37:21-22 (NKJV)

²¹ "Then say to them, 'Thus says the Lord GOD: "Surely I will take the children of Israel from among the nations, wherever they have gone, and will gather them from every side and bring them into their own land; ²² and I will make them one nation in the land, on the mountains of Israel; and one king shall be king over them all; they shall no longer be two nations, nor shall they ever be divided into two kingdoms again.

**But on May 14, 1948 God brought them back together as one nation as he promised.
God keeps His Word!**

1. Why is it important that God brought His people back to their land?

BRIT CHADASHAH (New Testament) Matthew 24:33-34 (NKJV)

³³ So you also, when you see all these things, know that it is near—at the doors!

³⁴ Assuredly, I say to you, this generation will by no means pass away till all these things take place.

“All these things” in Matthew 24:6-32... wars, rumors of war, pestilences, earthquakes, (Israel hated by all nations), false prophets, love of many will grow cold, abomination of desolation, the fig tree (Israel) becoming a tender branch...

1. How many of these things do you see happening today? _____

God warned Joseph and he prepared for what was coming.
Jesus (Yeshua) warns us and we need to be ready for His return as KING of kings.
We need to prepare our hearts to see Jesus (Yeshua),
when all these things are happening,
it is our signal to watch for Jesus' (Yeshua's) return.

BRIT CHADASHAH (New Testament) Matthew 24:42 (NKJV)

⁴² Watch therefore, for you do not know what hour your Lord is coming.

BRIT CHADASHAH (New Testament) Matthew 24:44 (NKJV)

⁴⁴ Therefore you also be ready, for the Son of Man is coming at an hour you do not expect.



He has chosen us to live in these exciting times when we could be ready for His return.

1. How do you prepare your heart today?

Baruch (Blessing) May Yeshua bless you with prayers that bless Israel.

(Teacher note: You can bless the students at the end of the class with this blessing as a whole group or individually.)

Games and Activities Teacher Instructions

For each of the lessons one of the games has been suggested to re-enforce the theme of the lesson. We have used the following games in a variety of ways. You can use the game suggested or choose another which fits your students and your time frame.

A list of general games that can be used for any/all lessons is included on pages 255-256.

10 “Words”/Commandment Games

There are (4) “10 Words/Commandment” games each focused on emphasis the Letter, Name, Number or Commandment.

1. Trace and say page which can also be cut up and used as a scramble and match game.
2. The Commandment game has the students choose the correct letter and put it into the space that matches the commandment and name.
3. On the third page, they choose and write or paste in the name of the letter into the space corresponding to the letter and Commandment.
4. They write in or paste the correct commandment which matches the Hebrew letter.

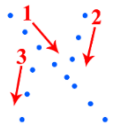
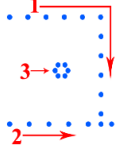
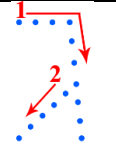
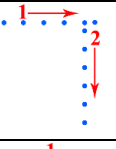
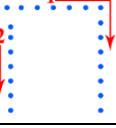
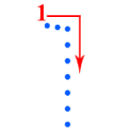
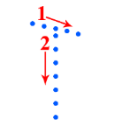
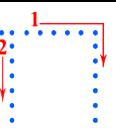
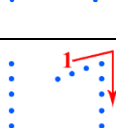
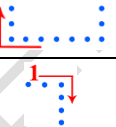
You can use these lessons more than once and we have found that the students learn them quickly. This seems to be a “favorite” for the students and can be used as a writing page or cut up and used as an activity scramble game. Directions for the game are provided at the top of the Aleph-Bet Hebrew Letter Practice 10 “Words” Commandments Page 214-217.

BUILD BOB

1. Have a list of questions from the current or the past several lessons.
2. Divide the class into even teams.
3. Ask alternating teams a question. The teams can discuss the answer if they need to. For each correct answer, the team gets to draw a “body part” on the board. The “drawings” consist of stick figures with a round head.
4. There are 6 body parts to be a complete “Bob” – the head, the body, two arms and two legs – If you want the game to go longer, hands and feet can be added. The first team to build Bob wins.

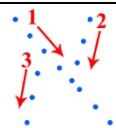
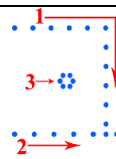
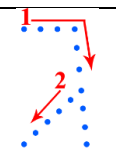
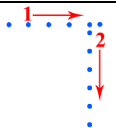
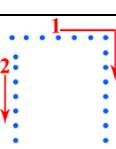


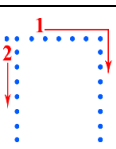
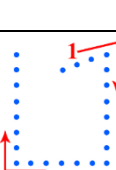
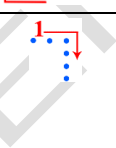
10 "Words" Commandments

Trace Letter and Write the correct Name of the Hebrew letter for Commandment.

Chet	Hey	Tet	Vav	Gimmel	Zayin	Bet	Yood	Aleph	Dalet
Letter	Name	Number	Commandment						
		1	I AM the Lord your God						
		2	You shall have no other gods before ME						
		3	You shall not take the name of the Lord your God in vain						
		4	Remember the Sabbath Day and keep it holy						
		5	Honor your father and mother						
		6	You shall not murder						
		7	You shall not commit adultery						
		8	You shall not steal						
		9	You shall not bear false witness						
		10	You shall not covet						

10 "Words" Commandments

10 "Words" Commandments – Write or Paste the Commandment for Each Letter

Letter	Name	Number	Commandment
	Aleph	1	
	Bet	2	
	Gimmel	3	
	Dalet	4	
	Hey	5	
	Vav	6	
	Zayin	7	
	Chet	8	
	Tet	9	
	Yood	10	

Answer Key for Commandments

Note:

You use as a writing activity
or
cut into separate strips and use
as a match game or paste activity

I AM the Lord your God

You shall have no other gods before ME

You shall not take the name of the Lord your God in vain

Remember the Sabbath Day and keep it holy

Honor your father and mother

You shall not murder

You shall not commit adultery

You shall not steal

You shall not bear false witness

You shall not covet