

## Teacher's Lesson Flow: "And He Lived" - Vayeki וַיְהִי

Genesis 47:28-50:26 / 1 Kings 2:1-12 / Matthew 26-28

Life Verse: 1 Kings 2:3 (NKJV)

<sup>3</sup> And keep the charge of the LORD your God: to walk in His ways, to keep His statutes, His commandments, His judgments, and His testimonies, as it is written in the Law of Moses, that you may prosper in all that you do and wherever you turn;

5.

### Reinforcing the WORD to build "Banah" lives

- Prayer and Praise to Thank YHVH God.
- Read aloud Life Verse: Ezekiel 37:21
- Read aloud Hebrew letters and vocabulary.
- Choose to be strong by obedience to God's ways and word.
- How do you know God will do what HE says HE will?
- How do you show obedience to Yeshua?

4.

### New Testament "B'rit Chadashah"

- Jesus' last instructions to his disciples
- Matthew 28:18-20
- Game or Activity

God

Keeps His  
Promises and  
Gives Strength  
when we Obey!

1. **Start Here**

### PRAISE "Hallel"

- Prayer and Praise to the Lord.
- Including the Fruit of the Spirit definition and Hebrew Praise Word.
- Life Verse Practice
- Hebrew Writing Practice
- Read Story

Children's work pages begin here!

2.

### Teaching/Law - "Torah"

- Adoption of Joseph's sons  
-Genesis 48:20
- The sons of Jacob  
Genesis 46: 8-14, 16-17, 19, 21, 23-24
- Blessing Jacob's sons  
-Genesis 48

3.

### Prophets/Writings "Haftarah"

- David's instructions to his son  
1 Kings 2:2-3

## Teacher's Special Instructions

We start with a lesson on the Hebrew language. We will both write and speak Hebrew.

We do this for two reasons:

- 1) All students are at the same level in learning a new language, and they enjoy it.
- 2) It gives the students a chance to learn biblical truths embedded in the original language of the Hebrew Scriptures (Old Testament). Start by pointing out they are used to reading from left to right, but Hebrew reads from right to left. They also will need to write Hebrew from right to left.

### Materials:

- a. White board, black board or large easel and paper
- b. Markers
- c. Handouts or writing paper for the students
- d. Pens or pencils for the students

Vayechi (and he lived)

Baruch (Blessed)

Kazak (Strength)

### Preparation:

- a. Choose 2 or 3 Hebrew words from the Hebrew writing page(s). On the board, write the words in English and in the transliterated form given in the left column of the Hebrew writing page(s).
- b. Leave space to write the word in Hebrew.
- c. Explain that the letters they see on the page are written in book print like they might see on a sign, or that they would print themselves.
- d. The words used on their Hebrew writing pages are all words that are related to each individual lesson. Generally, a Hebrew word is chosen from the lesson and emphasized each week, both to teach character and increase understanding of the concepts being taught. We also teach various names of the Triune God in Hebrew. New words are listed in the box to the right above.



### Procedure:

- a. Demonstrate the writing procedure of two or three of Hebrew words on the board. Have the students follow your directions on their work pages. Be sure to point out the special features of each letter.
- b. Then have the students try a few words on their own, or complete the rest of the page. The ability to finish the whole exercise will depend on how much time you have. (2 to 5 minutes time is needed to finish the page.)
- c. Walk around and help those who may be struggling with the concepts.
- d. Many times students have caught on quickly and will be able to do this on their own.

**Game or Activity:** Normally games are played after children's work pages are complete.

See: Aleph-Bet Hebrew Letter Practice: 10 "Words" Commandments (Scramble) on page 231.


## Prayer and Praise to the Lord (Thank you ...Bless you...)

**SELF CONTROL:** Thank you, Lord for your gift of **self-control** that **strengthens** me **to do what is right and good!**

1. Let's thank God for one thing He has blessed you with this week.

Write you thank you here: \_\_\_\_\_

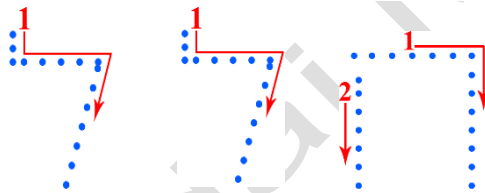
PRAISE is a way to THANK GOD for HIS Goodness to us and others.



Lamed

Lamed

Hey



Praise word: Hallel



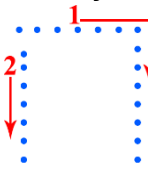

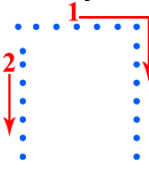

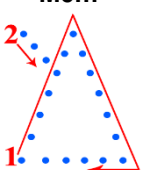

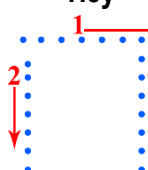
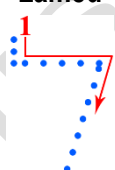
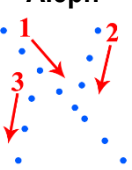
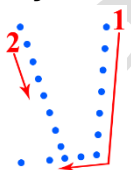

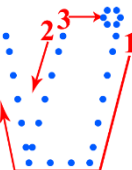

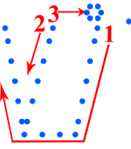
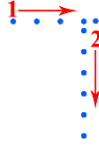

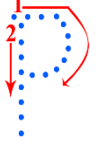
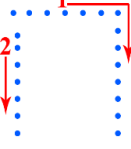
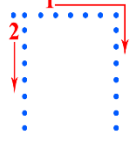


**SHOW JOY AND CELEBRATE.** Hallel is a primary Hebrew root word for praise. Our word “hallelujah” comes from this root word. It means “to be clear, to shine, to boast, to show, and celebrate.” The Hebrew letters in the Hebrew word “Praise” (Hallel) mean Behold, the tongue, the tongue is created to Praise.

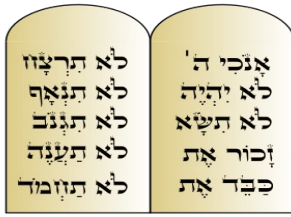
### Psalm 113:1-3 (NKJV)

- <sup>1</sup> Praise the LORD. Praise the LORD, you his servants; praise the name of the LORD.
- <sup>2</sup> Let the name of the LORD be praised, both now and forevermore.
- <sup>3</sup> From the rising of the sun to the place where it sets, the name of the LORD is to be praised.

### Life Verse Practice 1 Kings 2:3 (NKJV) (Say, Sing or Game to Practice)

<sup>3</sup> And keep the charge of the LORD your God: to walk in His ways, to keep His statutes, His commandments, His judgments, and His testimonies, as it is written in the Law of Moses, that you may prosper in all that you do and wherever you turn;

| Hebrew/English  |  Write and read Hebrew from right to left  Start here   |
|---|---|
| <b>Adonai,</b><br>(LORD / YHVH<br>The Name,<br>The Merciful<br>One) | <div style="display: flex; justify-content: space-around; text-align: center;"> <div>Hey<br/></div> <div>Vav<br/></div> <div>Hey<br/></div> <div>Yood<br/></div> </div>  |
| Practice Writing  |   |
| <b>ELOHIM</b><br>(Aloheem,<br>Creator God)                          | <div style="display: flex; justify-content: space-around; text-align: center;"> <div>Mem<br/></div> <div>Yood<br/></div> <div>Hey<br/></div> <div>Lamed<br/></div> <div>Aleph<br/></div> </div>   |
| Practice Writing  |   |
| <b>Yeshua</b><br>(Salvation,<br>Jesus)<br>(Son of God)              | <div style="display: flex; justify-content: space-around; text-align: center;"> <div>Ayin<br/></div> <div>Vav<br/></div> <div>Sheen<br/></div> <div>Yood<br/></div> </div>  |
| Practice Writing  |   |
| <b>Ruahk Hakodesh</b><br>(Holy Spirit of<br>God)                    | <div style="display: flex; justify-content: space-around; text-align: center;"> <div>Sheen<br/></div> <div>Dalet<br/></div> <div>Vav<br/></div> <div>Qoof<br/></div> <div>Hey<br/></div> <div>Chet<br/></div> <div>Vav<br/></div> <div>Reysh<br/></div> </div> |
| Practice Writing  |   |



Blessed

Strong




|                              |  |
|------------------------------|--|
| <b>Hebrew /English</b>       | <b>Write and read Hebrew from right to left</b> <b>Start here</b>  |
| <b>Vayeki (and he lived)</b> | <div style="display: flex; justify-content: space-around; align-items: flex-start;"> <div style="text-align: center;"> <b>Yood</b><br/> </div> <div style="text-align: center;"> <b>Chet</b><br/> </div> <div style="text-align: center;"> <b>Yood</b><br/> </div> <div style="text-align: center;"> <b>Vav</b><br/> </div> </div> |
| <b>Practice Writing</b>      |  |
| <b>Barook Blessed)</b>       | <div style="display: flex; justify-content: space-around; align-items: flex-start;"> <div style="text-align: center;"> <b>Final Chaf</b><br/> </div> <div style="text-align: center;"> <b>Reysh</b><br/> </div> <div style="text-align: center;"> <b>Bet</b><br/> </div> </div>  |
| <b>Practice Writing</b>      |  |
| <b>Kazak (Strong)</b>        | <div style="display: flex; justify-content: space-around; align-items: flex-start;"> <div style="text-align: center;"> <b>Qoof</b><br/> </div> <div style="text-align: center;"> <b>Zayin</b><br/> </div> <div style="text-align: center;"> <b>Chet</b><br/> </div> </div>   |
| <b>Practice Writing</b>      |  |

## AND HE LIVED - (Vayeki) וַיְהִי

Genesis 6:9-11:32 ~ Isaiah 42:5-43:10 ~ John 1:1-18

Remember how God had spoken to Jacob before he and his family went to Egypt? He said, I will go down with you to Egypt, and I will surely bring you up again. Jacob probably thought God met that he would be alive when he came back to his land, but listen to what happened, and understand that we do not always know how God will keep His promises to us.

Jacob and his family had lived in Egypt for 17 years now, and God had blessed them with many possessions and many, many more children just as He had promised. Jacob knew that his time to die was near, so he called Joseph and made him promise that he would take him back to the Cave of Macpelah to bury him. He reminded Joseph that this was the cave that Abraham bought from Ephron the Hittite, so he could bury Sarah there. Also buried there were Abraham, Isaac and Rebecca and Leah! That is where Jacob wanted to be buried. After 17 years in Egypt, when Jacob was 147 years old, after he had seen Joseph again and seen and blessed Joseph's 2 sons and adopted them as his own, he also blessed all of his sons, and then he died. This is what the Bible says: He drew his feet up into the bed and breathed his last, and was gathered to his people. (Gen.47:27,28; Gen.49:3-28&30; Gen.49:33)



So his sons obeyed him and did for him just as he had commanded them and took him back to the Cave of Macpelah to be buried.

Now Jacob was back in his land as God had promised. (Gen. 50:12,13)

So God did keep His promise. God will always keep His promises to us. We need to know that. And at the same time understand that God may keep His promise in a different way than we think it will happen.



In our Haftarah portion, we read about David, when he was at the end of his life. He was called a man after God's own heart. He also called his son to him when he was about to die. His son's name was Solomon. He told Solomon the things that he knew were the most important things of all. Here is what he said: .....be strong, and prove yourself a man. How do you know if you are strong and how do you prove you are a man? Listen to how David explained it: ...**keep the charge of the LORD your God; to walk in His ways, to keep His statutes, His commandments, His judgments, and His testimonies, as it is written in the Law of Moses, that you may prosper in all that you do and where you turn...** (I Kings 2:2b,3)

Did you get that? The answer to proving that you are strong and a real man is **TO DO WHAT THE LORD'S WORD TELLS YOU TO DO!** That is what David wanted his son to remember and do.

Why is David saying that obeying God's word is so important? Because David wanted the last part of what he said to be true for his son; David knew that if Solomon obeyed, he would have a good life – he would prosper in all that he did wherever he went.

Do you know that the Lord wants the very same thing for You? Well, He does.

In the book of Matthew we see that Yeshua's time for death had also come. He was crucified and buried, but on the third day, He had been raised from the dead. During the next 40 days, He visited with His disciples and told them many important things. When the time came for Him to be raised up into heaven, His last words told them what He wanted them to do.



As you listen to Yeshua's words, remember His words are for you, too, because **you are his disciples today!**

Here is what He told us to do: Go and make disciples of all the nations, baptizing them in the name of the Father and of the Son and of the Holy Spirit, teaching them to observe all things that I have commanded you and lo, I am with you always, even to the end of the age. (Matt. 29:19,20)

Yeshua gave us these very important instructions just before He rose up into heaven. We are His disciples, and we are the sons of God. (Gal. 4:6) Jacob's sons followed their father's last instructions, and David told his son how to live. May we have hearts that are wise, and may we follow the instructions that Yeshua gave us. Can you think of anyone you can tell about Yeshua and teach them about His commandments?

Remember the promise God made to Jacob (Israel) before he went down to Egypt?

**TORAH (God's Teachings / Law) Genesis 46:2-3 (NKJV)**

**<sup>2</sup> Then God spoke to Israel in the visions of the night, and said, "Jacob, Jacob!"**

**And he said, "Here I am."**

**<sup>3</sup> So He said, "I *am* God, the God of your father; do not fear to go down to Egypt, for I will make of you a great nation there."**

- 1. What were God's promises to Jacob and his family? (Circle the answers.)**
- 2. How do we know that God will keep his promises?**

---

**We don't always know HOW God will keep HIS promises.**



**TORAH (God's Teachings / Law) Genesis 47:27-31 (NKJV)**

**<sup>27</sup> So Israel dwelt in the land of Egypt, in the country of Goshen; and they had possessions there and grew and multiplied exceedingly. <sup>28</sup> And Jacob lived in the land of Egypt seventeen years. So the length of Jacob's life was one hundred and forty-seven years. <sup>29</sup> When the time drew near that Israel must die, he called his son Joseph and said to him, "Now if I have found favor in your sight, please put your hand under my thigh, and deal kindly and truly with me. Please do not bury me in Egypt, <sup>30</sup> but let me lie with my fathers; you shall carry me out of Egypt and bury me in their burial place."**

**And he said, "I will do as you have said."**

**<sup>31</sup> Then he said, "Swear to me." And he swore to him. So Israel bowed himself on the head of the bed.**

- 1. Circle the promise Joseph made to Israel (Jacob) before he died.**



## TORAH (God's Teachings / Law) Genesis 46

<sup>8</sup> These are the names of the sons of Israel (Jacob and his descendants) who went to Egypt:

Reuben the firstborn of Jacob.

<sup>9</sup> The sons of Reuben: Hanok, Pallu, Hezron and Karmi.

<sup>10</sup> The sons of Simeon: Jemuel, Jamin, Ohad, Jakin, Zohar and Shaul the son of a Canaanite woman.

<sup>11</sup> The sons of Levi: Gershon, Kohath and Merari.

<sup>12</sup> The sons of Judah: Er, Onan, Shelah, Perez and Zerah (but Er and Onan had died in the land of Canaan).

The sons of Perez: Hezron and Hamul.

<sup>13</sup> The sons of Issachar: Tola, Puah, Jashub and Shimron.

<sup>14</sup> The sons of Zebulun: Sered, Elon and Jahleel.

<sup>16</sup> The sons of Gad: Zephon, Haggi, Shuni, Ezbon, Eri, Arodi and Areli.

<sup>17</sup> The sons of Asher: Imnah, Ishvah, Ishvi and Beriah.

Their sister was Serah. The sons of Beriah: Heber and Malkiel.

<sup>19</sup> The sons of Jacob's wife Rachel: Joseph and Benjamin.

<sup>21</sup> The sons of Benjamin: Bela, Beker, Ashbel, Gera, Naaman, Ehi, Rosh, Muppim, Huppim and Ard.


<sup>23</sup> The son of Dan: Hushim.

<sup>24</sup> The sons of Naphtali: Jahziel, Guni, Jezer and Shillem.

1. Circle the names of the sons of Jacob who became the 12 tribes of Israel.
2. How does this show you that God knows you by your name?



TORAH (God's Teachings / Law) Genesis 48:20



<sup>20</sup> He blessed them that day and said,  
“In your name will Israel pronounce this blessing:  
‘May God make you like Ephraim and Manasseh.’”

1. Circle how will Israel remember Ephraim and Manasseh?

TORAH (God's Teachings / law) Genesis 50:12-13 (NKJV)

<sup>12</sup> So his sons did for him just as he had commanded them. <sup>13</sup> For his sons carried him to the land of Canaan, and buried him in the cave of the field of Machpelah, before Mamre, which Abraham bought with the field from Ephron the Hittite as property for a burial place.

1. Circle how did Joseph keep his promise to Jacob when he died?

Torah (God's Teachings / Law) Genesis 49:28 (NKJV)

<sup>28</sup> All these are the twelve tribes of Israel, and this is what their father spoke to them. And he blessed them; he blessed each one according to his own blessing.

1. What is a blessing?
2. How have God and others blessed you? Draw or write what you have been blessed with below.

| Things | People | Experiences |
|--------|--------|-------------|
|        |        |             |

## How do you know if you are strong?

### HAFTARAH (Prophets / Writings) 1 Kings 2:2-3 (NOG)

<sup>2</sup> “I’m about to leave this world. Be strong and mature. <sup>3</sup> Fulfill your duty to *Yahweh* (LORD) your *Elohim* (GOD).

Obey his directions, laws, commands, rules, and written instructions as they are recorded in Moses’ teachings.

Then you’ll succeed in everything you do wherever you may go. “

Circle the answers:

1. To be strong and mature what must you do?
2. What do you receive when you obey God?



### BRIT CHADASHAH (New Testament) Matthew 28:19-20 (NKJV)

<sup>19</sup> Go therefore and make disciples of all the nations, baptizing them in the name of the Father and of the Son and of the Holy Spirit, <sup>20</sup> teaching them to observe all things that I have commanded you; and lo, I am with you always, even to the end of the age.” Amen.

1. Circle Jesus’ last instructions that we should obey to be strong and mature.

### BRIT CHADASHAH (New Testament) Galatians 4:6 (NKJV)

<sup>6</sup> And because you are sons, God has sent forth the Spirit of His Son into your hearts, crying out, “Abba, Father!”

2. When you are a son of God (daughter of God) what comes in to your heart.

**Baruch (Blessing) May Yeshua bless you with the ability to go out and make disciples for Him.**

(Teacher note: You can bless the students at the end of the class with this blessing as a whole group or individually.)

## Games and Activities Teacher Instructions

For each of the lessons one of the games has been suggested to re-enforce the theme of the lesson. We have used the following games in a variety of ways. You can use the game suggested or choose another which fits your students and your time frame.

A list of general games that can be used for any/all lessons is included on pages 255-256.

### 10 “Words”/Commandment Games

There are (4) “10 Words/Commandment” games each focused on emphasis the Letter, Name, Number or Commandment.

1. Trace and say page which can also be cut up and used as a scramble and match game.
2. The Commandment game has the students choose the correct letter and put it into the space that matches the commandment and name.
3. On the third page, they choose and write or paste in the name of the letter into the space corresponding to the letter and Commandment.
4. They write in or paste the correct commandment which matches the Hebrew letter.

You can use these lessons more than once and we have found that the students learn them quickly. This seems to be a “favorite” for the students and can be used as a writing page or cut up and used as an activity scramble game. Directions for the game are provided at the top of the Aleph-Bet Hebrew Letter Practice 10 “Words” Commandments Scramble, Page 225.

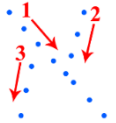
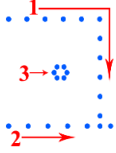
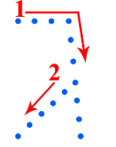
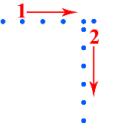
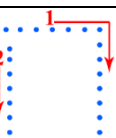

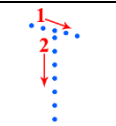
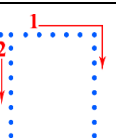
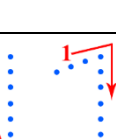
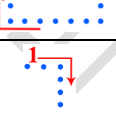
### SKITS

It is always fun to have kids “act out” a part of the day’s teaching that has a lot of action in it. “Props” for skits can be purchased at garage sales, 2<sup>nd</sup> hand stores or friends who may be cleaning out their childrens’ closets. Items like stuffed animals, robes, crowns, walking sticks, etc. are fun to have on hand.

You can read the part of the story as the children act it out – OR - you can write a simple dialogue that the children can read and act out.

## 10 "Words" Commandments – Scramble Game

(Cut into separate squares and allow students to assemble one commandment at a time.  
Student can ring bell or all stand up when they have a commandment matched up)

| Letter  | Name   | Number | Commandment  |
|---|--------|--------|--|
|    | Aleph  | 1      | I AM the Lord your God                                   |
|    | Bet    | 2      | You shall have no other gods before ME                   |
|    | Gimmel | 3      | You shall not take the name of the Lord your God in vain |
|    | Dalet  | 4      | Remember the Sabbath Day and keep it holy                |
|   | Hey    | 5      | Honor your father and mother                             |
|  | Vav    | 6      | You shall not murder                                     |
|  | Zayin  | 7      | You shall not commit adultery                            |
|  | Chet   | 8      | You shall not steal                                      |
|  | Tet    | 9      | You shall not bear false witness                         |
|  | Yood   | 10     | You shall not covet                                      |

El Shaddai Ministries